

Programma AQHA/NQHA The Dutch Championship 2018

Vrijdag/Friday 14 September 2018 Start 8.30

Q-142404	Western Pleasure	L1 Open
F-9421	Western Pleasure	Futurity
Q-242002	Western Pleasure	L1 Amateur
Q-242000	Western Pleasure	Amateur
Q-240000	Western Horsemanship	L1 Amateur
Q-240000	Western Horsemanship	Amateur
Q-142100	Western Pleasure	Open Junior

N-5143	Ranch Riding	All-Breed
Q-143004	Ranch Riding	L1 Open
Q-243002	Ranch Riding	L1 Amateur
Q-443002	Ranch Riding	L1 Youth
Q-243000	Ranch Riding	Amateur
Q-443000	Ranch Riding	Youth
Q-143000	Ranch Riding	Open
J- 5167	Ranch Riding	Jackpot

N-5014	Western Riding	All-Breed
Q-136004	Western Riding	L1 Open
Q-236002	Western Riding	L1 Amateur
Q-436002	Western Riding	L1 Youth
Q-236000	Western Riding	Amateur
Q-436000	Western Riding	Youth
Q-136000	Western Riding	Open

N-5015	Reining	All-Breed
Q-134004	Reining	L1 Open
Q-134100	Reining	Junior Open
F-9341	Reining	Futurity
Q-234002	Reining	L1 Amateur
Q-434002	Reining	L1 Youth
Q-234000	Reining	Amateur
Q-434000	Reining	Youth
Q-134200	Reining	Senior Open
F-9342	Reining	Maturity
J-5168	Reining	Jackpot

Zaterdag/Saturday 15 September 2018 Start 7.30

Q-103000	Weanling Stallions	Open
F-9030	Weanling Stallions	Futurity
Q-103100	Yearling Stallions	Open
F-9031	Yearling Stallions	Futurity
Q-103200	Two year old Stallions	Open
F-9032	Two year old Stallions	Futurity
Q-103300	Three year old Stallion	Open
F-9033	Three year old Stallions	Futurity

Q-103400	Aged Stallion	Open
Q-173000	Performance Stallions	Open
Q-203600	Two & under Stallions	Amateur
Q-203700	Three & over Stallions	Amateur
Q-273000	Performance Stallions	Amateur

Q-107004	Yearling Geldings	Open
F-9074	Yearling Geldings	Futurity
Q-107500	Two year old Geldings	Open
F-9075	Two year old Geldings	Futurity
Q-107600	Three year old Geldings	Open
F-9076	Three year old Geldings	Futurity
Q-107700	Aged Geldings	Open
Q-177000	Performance Geldings	Open
Q-207100	Two & under Geldings	Amateur
Q-207200	Three & over Geldings	Amateur
Q-277000	Performance Geldings	Amateur
Q-407100	Two & under Geldings	Youth
Q-407200	Three & over Geldings	Youth
Q-477000	Performance Geldings	Youth

Q-105300	Weanling Mares	Open
F-9053	Weanling Mares	Futurity
Q-105400	Yearling Mares	Open
F-9054	Yearling Mares	Futurity
Q-105500	Two year old Mares	Open
F-9055	Two year old Mares	Futurity
Q-105600	Three year old Mares	Open
F-9056	Three year old Mares	Futurity
Futurity	Futurity Champion Mares	
Q-105700	Aged Mares	Open
Q-105800	Broodmares Mares	Open
Q-175000	Performance Mares	Open
Q-205100	Two & under Mares	Amateur
Q-205200	Three & over Mares	Amateur
Q-275000	Performance Mares	Amateur
Q-405100	Two & under Mares	Youth
Q-405200	Three & over Mares	Youth
Q-475000	Performance Mares	Youth

NQHA	Showmanship At Halter	All-Breed
Q-212002	Showmanship At Halter	L1 Amateur
Q-412002	Showmanship At Halter	L1 Youth
Q-212000	Showmanship At Halter	Amateur
Q-412000	Showmanship At Halter	youth

N-5160	2/3 Year old LongeLine	All-Breed
F-9411	2/3 year old Longe Line	Futurity

NQHA	Hunter Under Saddle	Walk & Jog All-Breed
Q-244102	Hunter Under Saddle	Walk & Jog L1 Amateur
Q-444102	Hunter Under Saddle	Walk & Jog L1 Youth
Q-244002	Hunter Under Saddle	L1 Amateur
Q-444002	Hunter Under Saddle	Novice Youth
Q-444000	Hunter Under Saddle	Youth

N-5011	Hunt Seat Equitation	Walk & Jog All-Breed
Q-242102	Hunt Seat Equitation	Walk & Jog L1 Amateur
Q-442102	Hunt Seat Equitation	Walk & Jog L1 Youth
Q-242002	Hunt Seat Equitation	L1 Amateur
Q-424004	Hunt Seat Equitation	L1 Youth
Q-424000	Hunt Seat Equitation	Youth

F- 9413	In hand trail 2/3 year old	Futurity
N-5003	In hand trail 2/3 year old	All-Breed
N-2017	Trail	Walk & Jog all-Breed
Q-238102	Trail	Walk & Jog L1 Amateur
Q-438102	Trail	Walk & Jog L1 Youth
Q-138004	Trail	L1 Open
Q-238002	Trail	L1 Amateur
Q-438002	Trail	L1 Youth
F-9381	Trail	Futurity
J-5171	Trail	Freestyle

Zondag/Sunday 16 September 2018 Start 8.30

N-5012	Trail	All-Breed
Q-238000	Trail	Amateur
Q-438000	Trail	Youth
F-9382	Trail	Maturity
Q-138000	Trail	Open

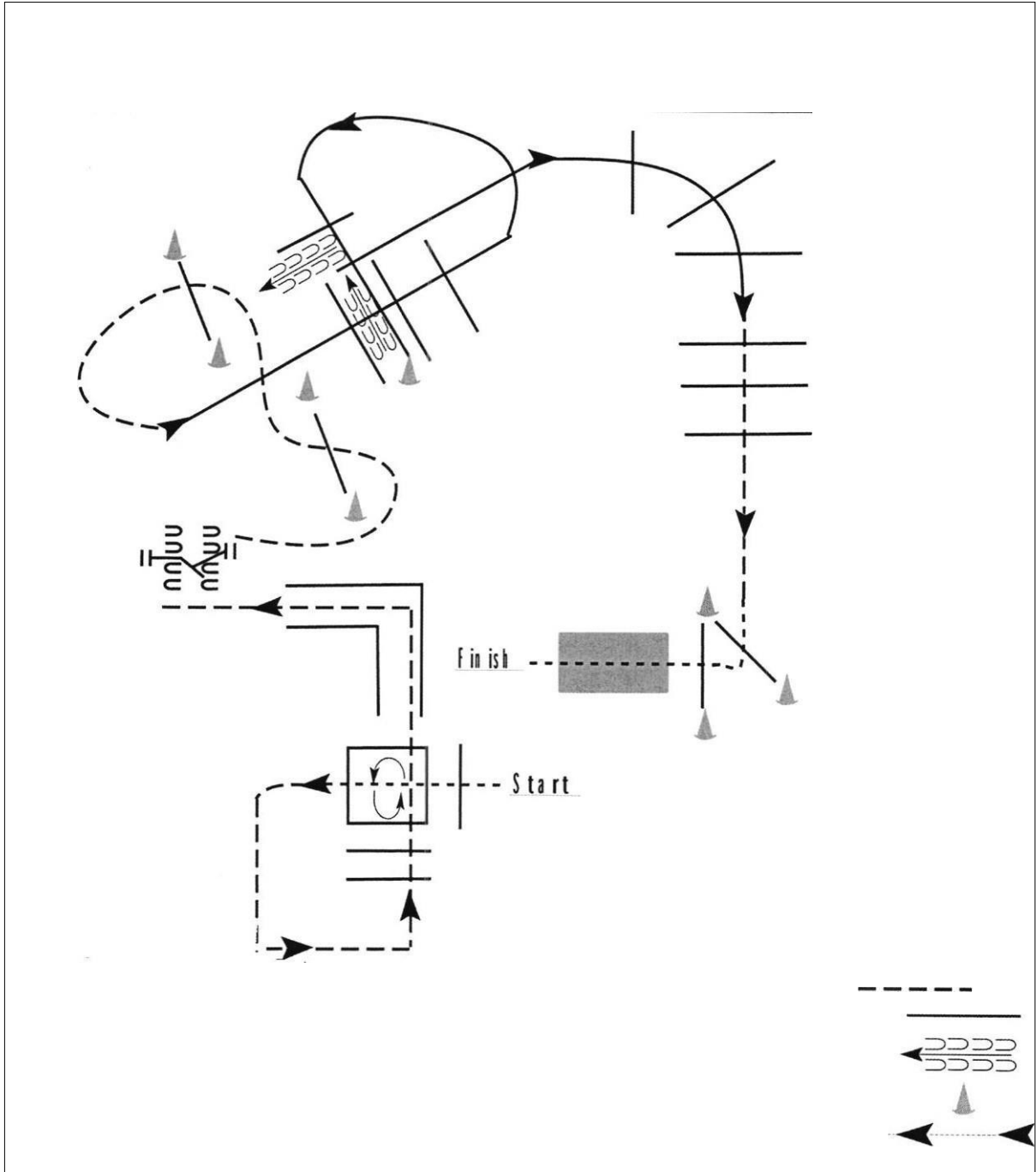
N-5004	Hunter Under Saddle	All-Breed
Q-144004	Hunter Under Saddle	L1 Open
F-9441	Hunter Under Saddle	Futurity
Q-244000	Hunter Under Saddle	Amateur
Q-144000	Hunter Under Saddle	Open
F-9442	Hunter Under Saddle	Maturity
J-5170	Hunter Under Saddle	Jackpot
N-5005	Hunt Seat Equitation	All-Breed
Q-242000	Hunt Seat Equitation	Amateur

N-5006	Western Pleasure	Walk & Jog All-Breed
Q-242102	Western Pleasure	Walk & Jog L1 Amateur
Q-442102	Western Pleasure	Walk & Jog L1 Youth
N-5007	Western Pleasure	All-Breed
Q-442002	Western Pleasure	L1 Youth
F-9422	Western Pleasure	Maturity
Q-442000	Western Pleasure	Youth
Q-142200	Western Pleasure	Open Senior
J-5169	Western Pleasure	Jackpot
N-5166	Western Pleasure	Select All-Breed

N-5018	Western Horsemanship	Walk & Jog All-Breed
Q-240102	Western Horsemanship	Walk & Jog L1 Amateur
Q-440102	Western Horsemanship	Walk & Jog L1 Youth
N-5013	Western Horsemanship	All-Breed
Q-440002	Western Horsemanship	Novice Youth
Q-440000	Western Horsemanship	Youth

AQHA/NQHA The Dutch Championship 2018

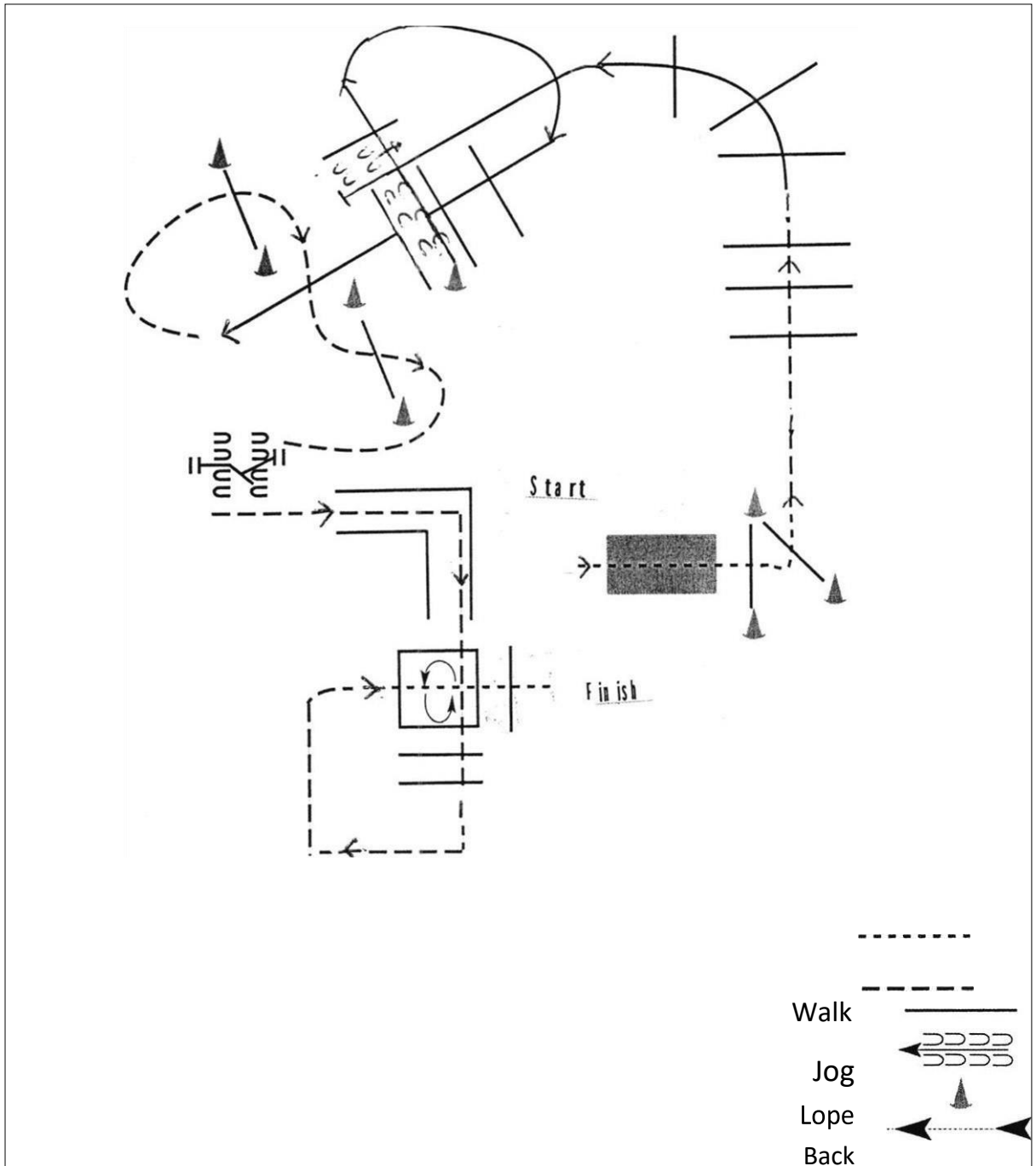
TRAIL AQHA LI Amateur, NQHA Futurity



1. Start, walk over pole into box. Turn 360 degrees left.
2. Walk out and jog over poles, and tru L to gate.
3. Work gate.
4. Jog over poles as shown.
5. Lope on the left lead over poles and into chute.
6. Back tru L.
7. Lope on the right lead over poles.
8. Jog over poles.
9. Walk over poles and bridge to finish.

AQHA/NQHA The Dutch Championship 2018

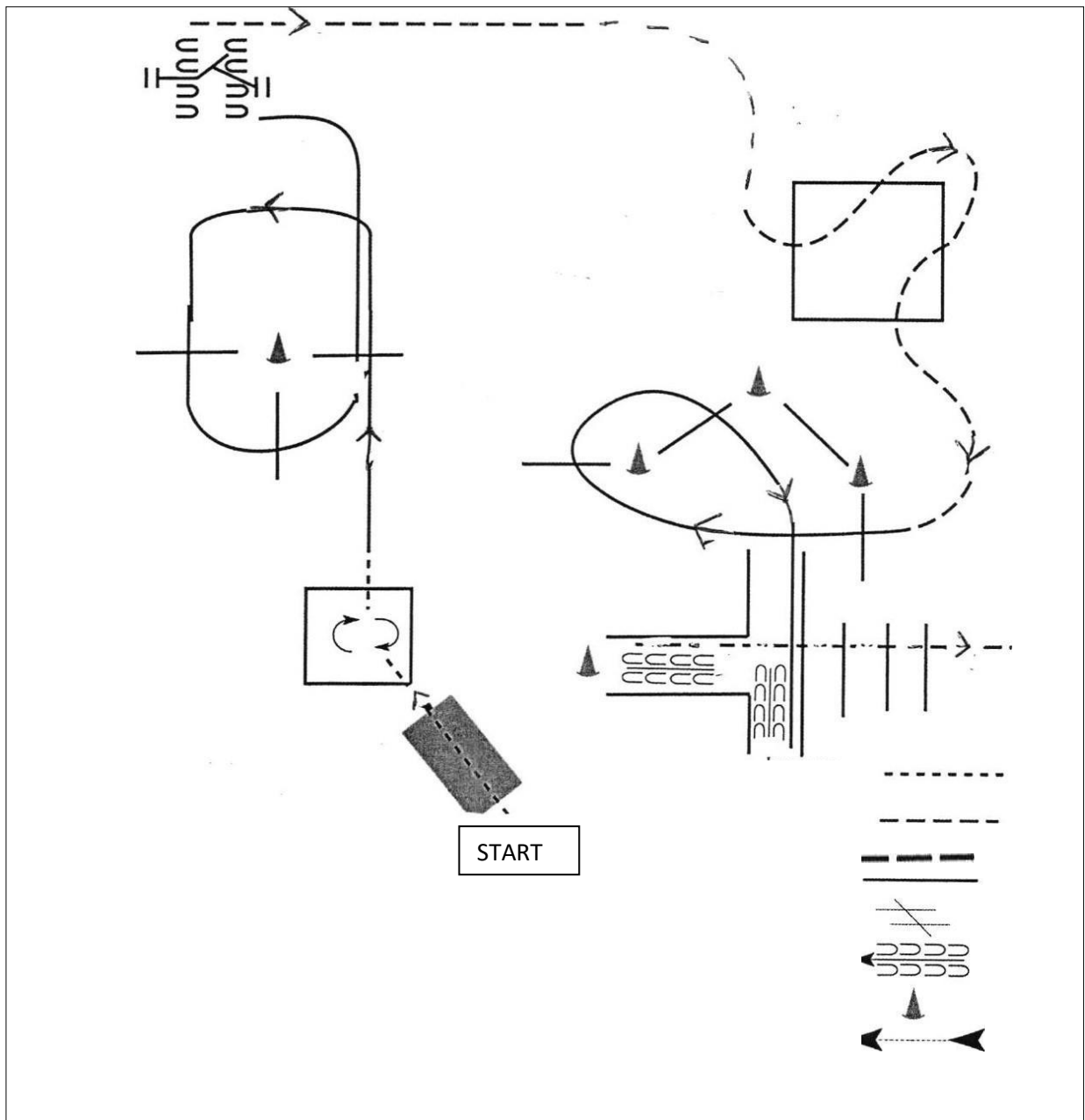
TRAIL AQHA L1 Open , L1 youth



1. Start, walk over bridge and poles.
2. Jog over poles.
3. Lope on the left lead over poles and into chute.
4. Stop and back thru L.
5. Lope on the right lead over poles.
6. Jog over poles as shown, to gate stop.
7. Work gate.
8. Jog the L and poles.
9. Walk in to box. Turn 360 degrees left, walk out.

AQHA/NQHA The Dutch Championship 2018

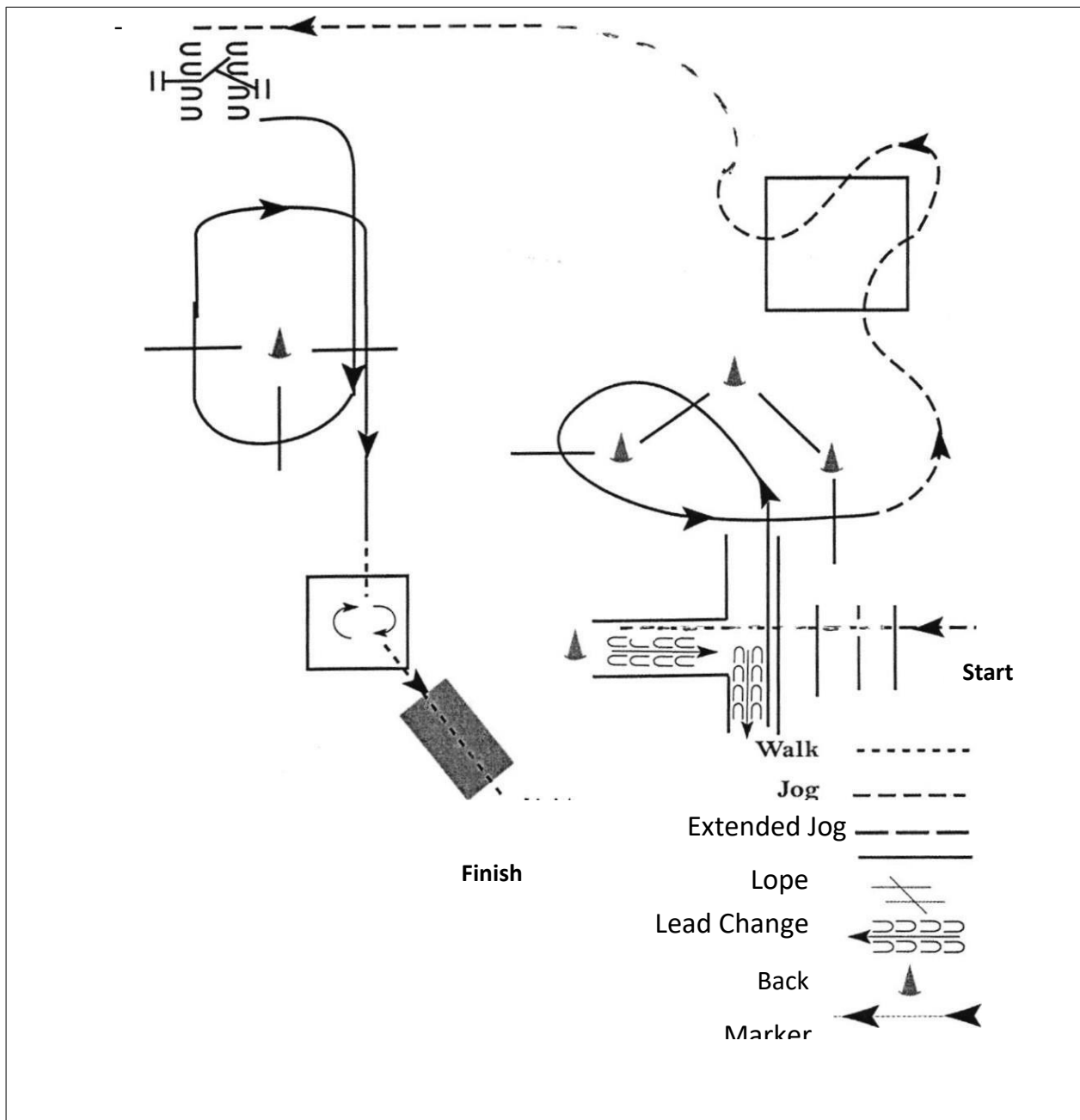
TRAIL AQHA Youth,Open,NQHA Maturity



1. Walk over bridge in to box as shown.
2. Turn just under one full turn to the right. Walk out.
3. Lope on the left lead over poles as shown.
4. Work gate with right hand .
5. Jog tru box.
6. Lope over poles on the right lead. Stop in the L.
7. Back the L.
8. Walk out over poles.

AQHA/NQHA The Dutch Championship 2018

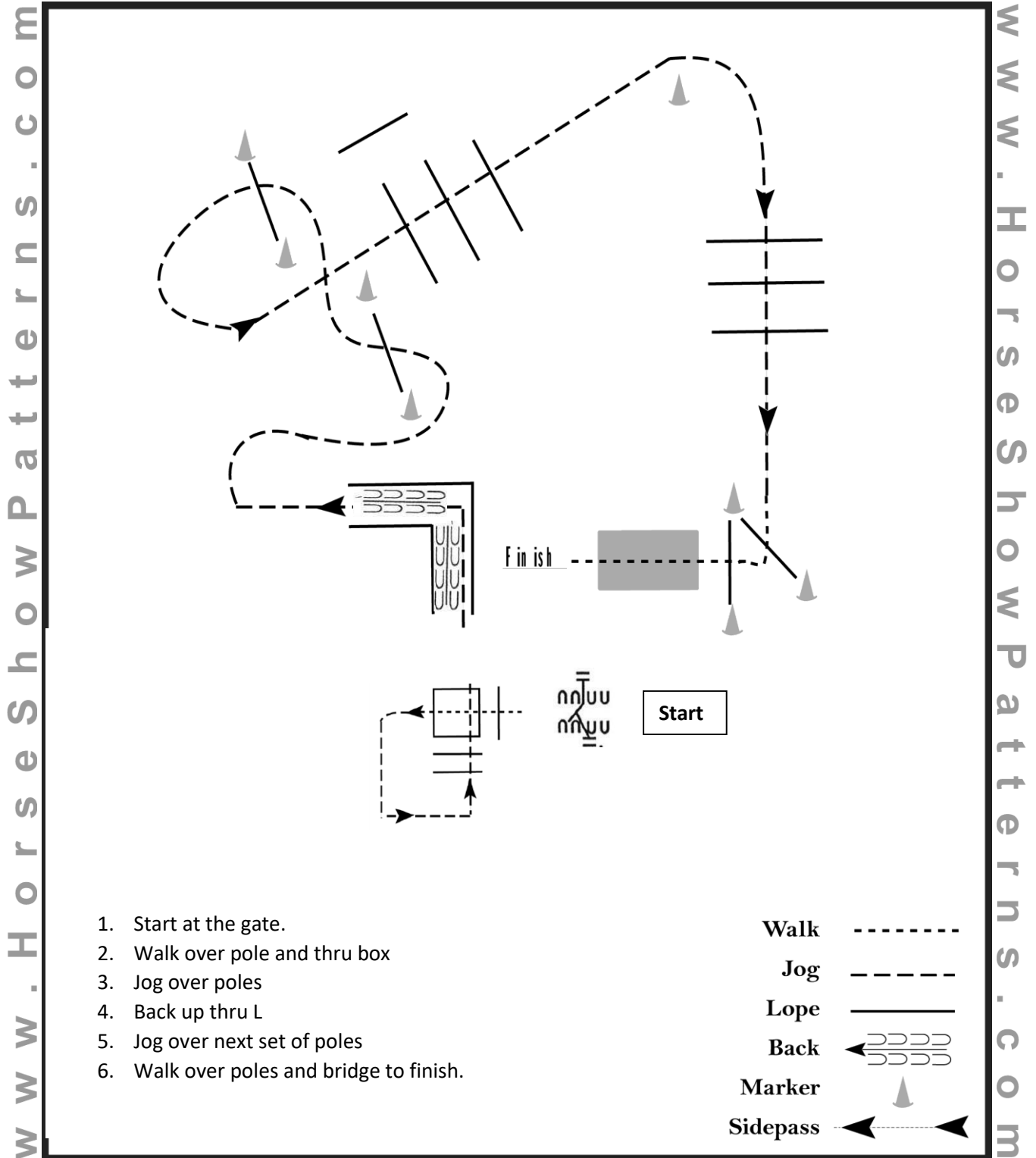
TRAIL AQHA Amateur, NQHA Allbreed



1. Walk over poles into chute.
2. Back the L.
3. Lope out of chute and over poles on the left lead.
4. Jog thru box and the gate.
5. Work gate with left hand.
6. Lope on the right lead over poles as shown.
7. Walk to and into box. Turn just under one full turn to the right.
8. Walk out of box and bridge as shown.

AQHA/NQHA The Dutch Championship 2018

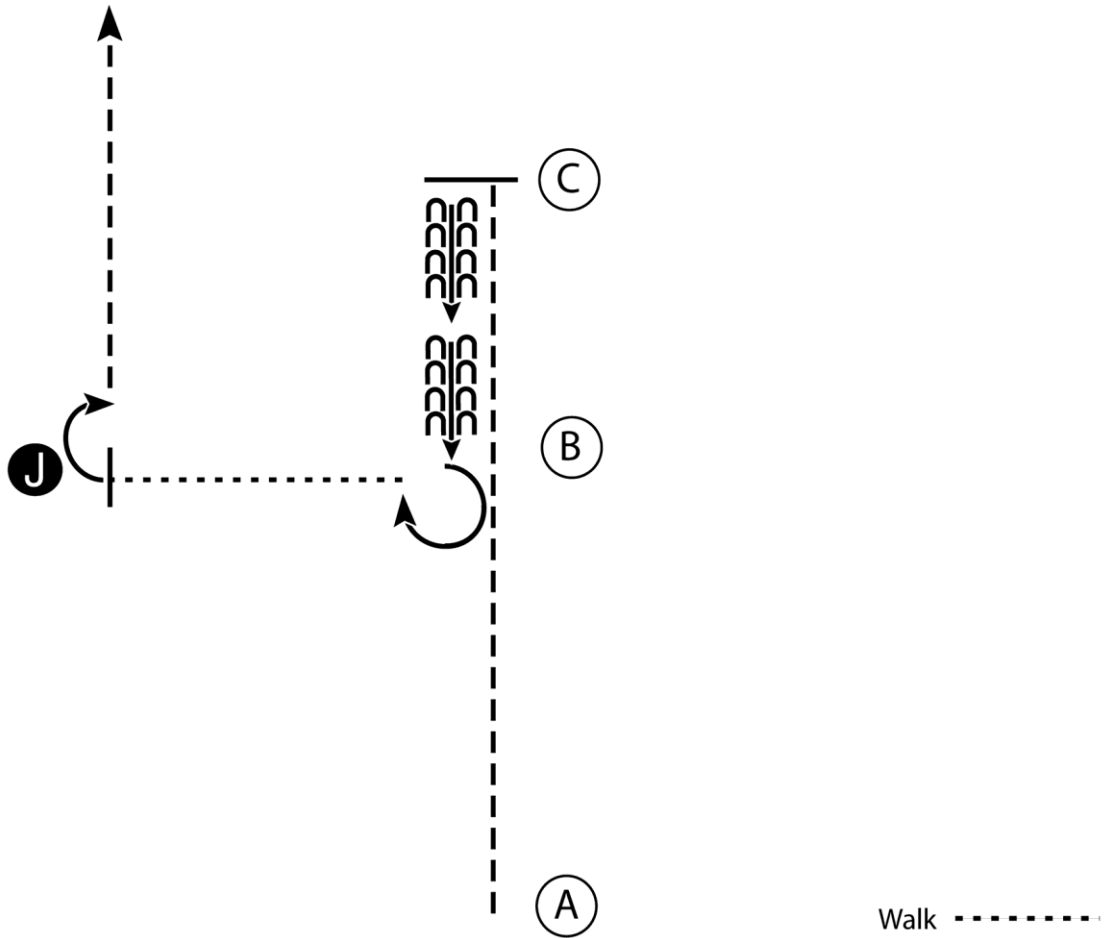
TRAIL NQHA In hand trail, Walk & Jog NQHA, L1 amateur, L1 youth



AQHA/NQHA The Dutch Championship 2018

SHOWMANSHIP AT HALTER NQHA , AQHA L1 Amateur, L1 Youth

w w w . H o r s e S h o w P a t t e r n s . c o m

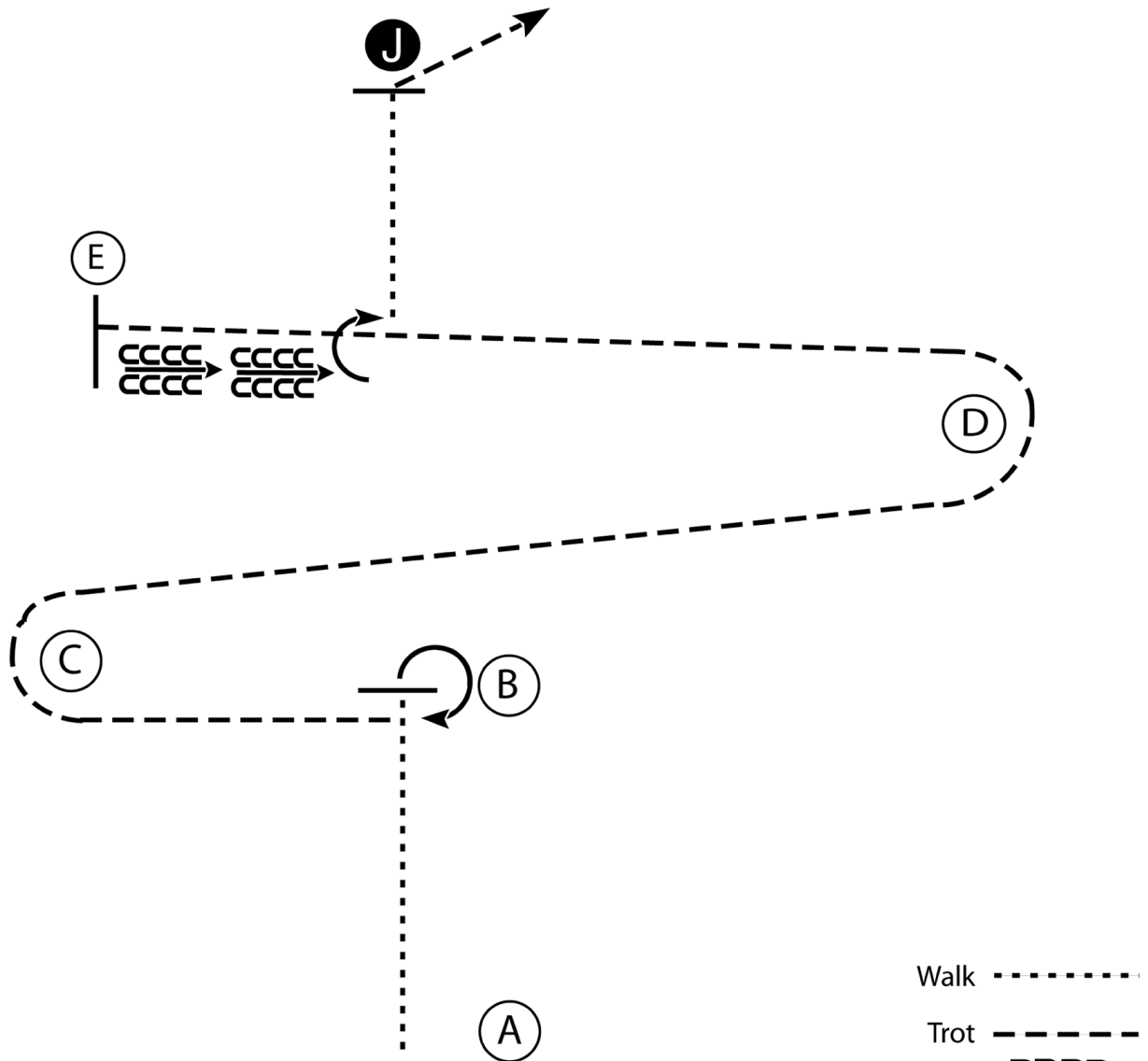


1. Trot from A to C.
2. Stop and back to B.
3. Perform a 270 degree turn and walk to the Judge.
4. Stop and set up for inspection.
5. When dismissed perform a 90 degree turn and trot to line-up.

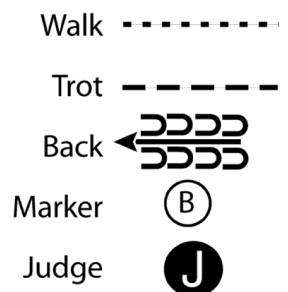
Walk
Trot - - - - -
Back ←
Marker (B)
Judge (J)

AQHA/NQHA The Dutch Championship 2018

SHOWMANSHIP AT HALTER AQHA Amateur, Youth



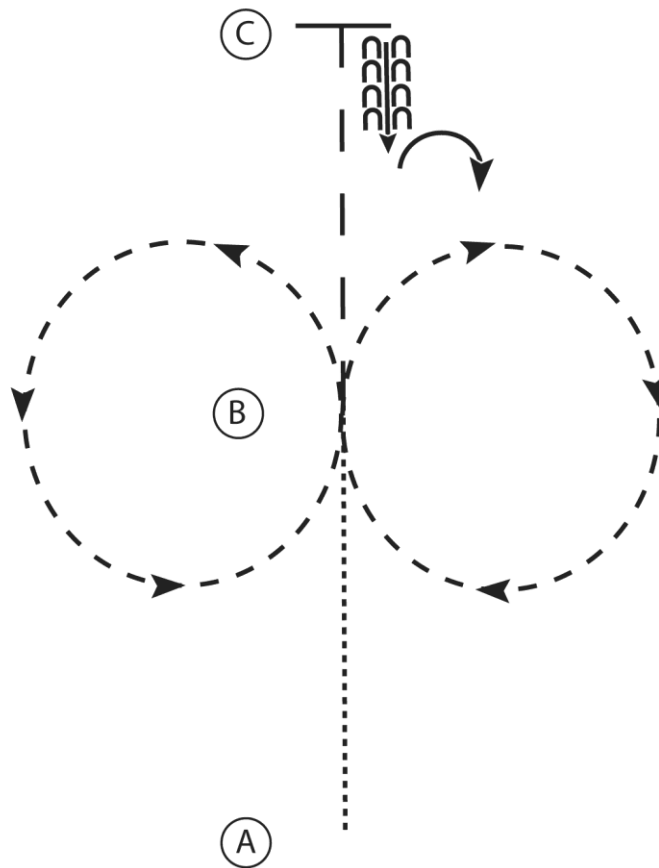
1. Walk from A to B.
2. Stop at B. Perform a 270 degree turn.
3. Trot around C and D to E. Stop at E.
4. Back 5 steps. Perform a 90 degree turn.
5. Walk to the Judge and set up for inspection.
6. When dismissed trot to the line-up.



AQHA/NQHA The Dutch Championship 2018

HUNT SEAT EQUITATION Walk & Jog NQHA , AQHA L1 Amateur, L1 Youth

w w w . H o r s e S h o w P a t t e r n s . c o m



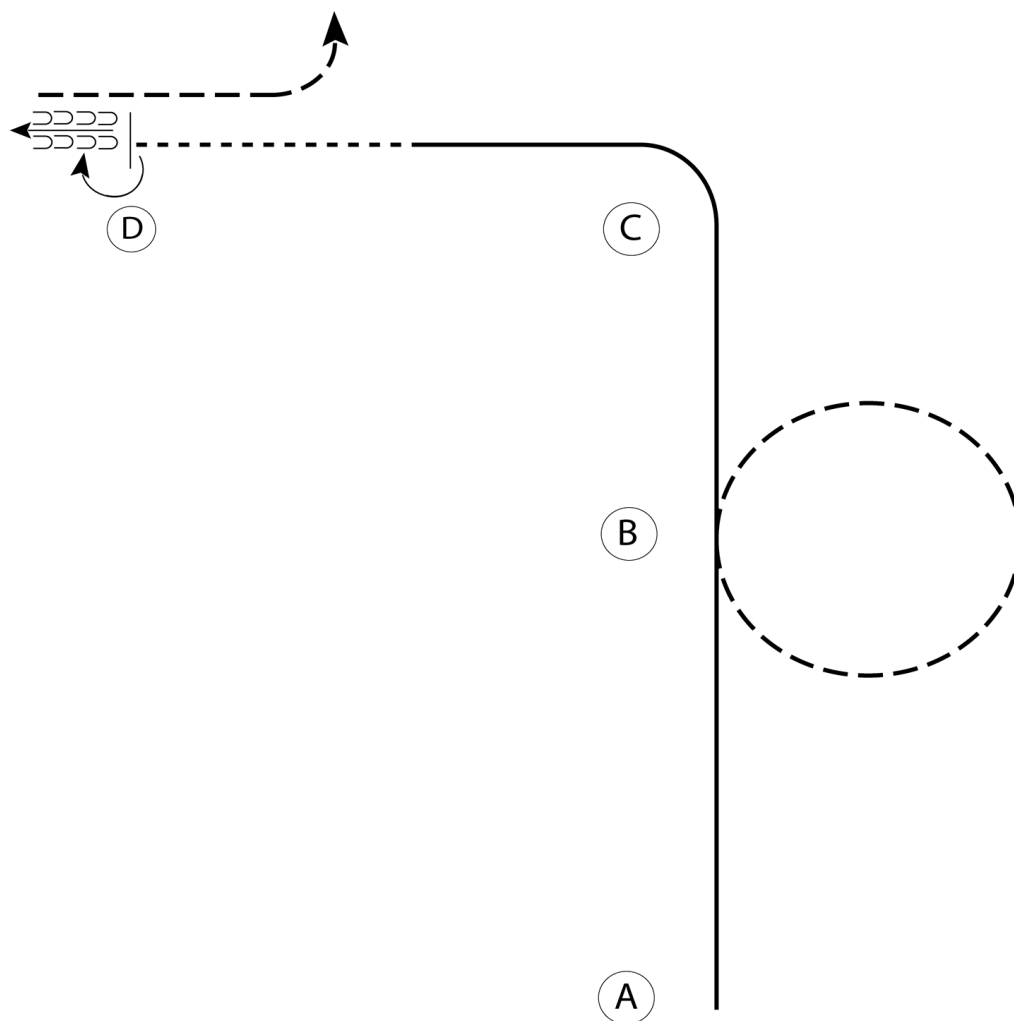
1. Walk A to B
2. Sitting trot circle to the right
3. Posting trot circle to the left
4. At B extend the trot to C
5. Stop at C and back 4 steps
6. Perform a 90 degree turn to the right

Walk
Trot	- - - - -
Extended Trot	— — — — —
Canter	—————
Leg Yield	
Lead Change	— / —
Back	← ← ← ← ←
Marker	(B)
Sidepass	- - - - - ←

AQHA/NQHA The Dutch Championship 2018

HUNT SEAT EQUITATION NQHA, AQHA L1 Amateur, L1 Youth

www.HorseShowPatterns.com



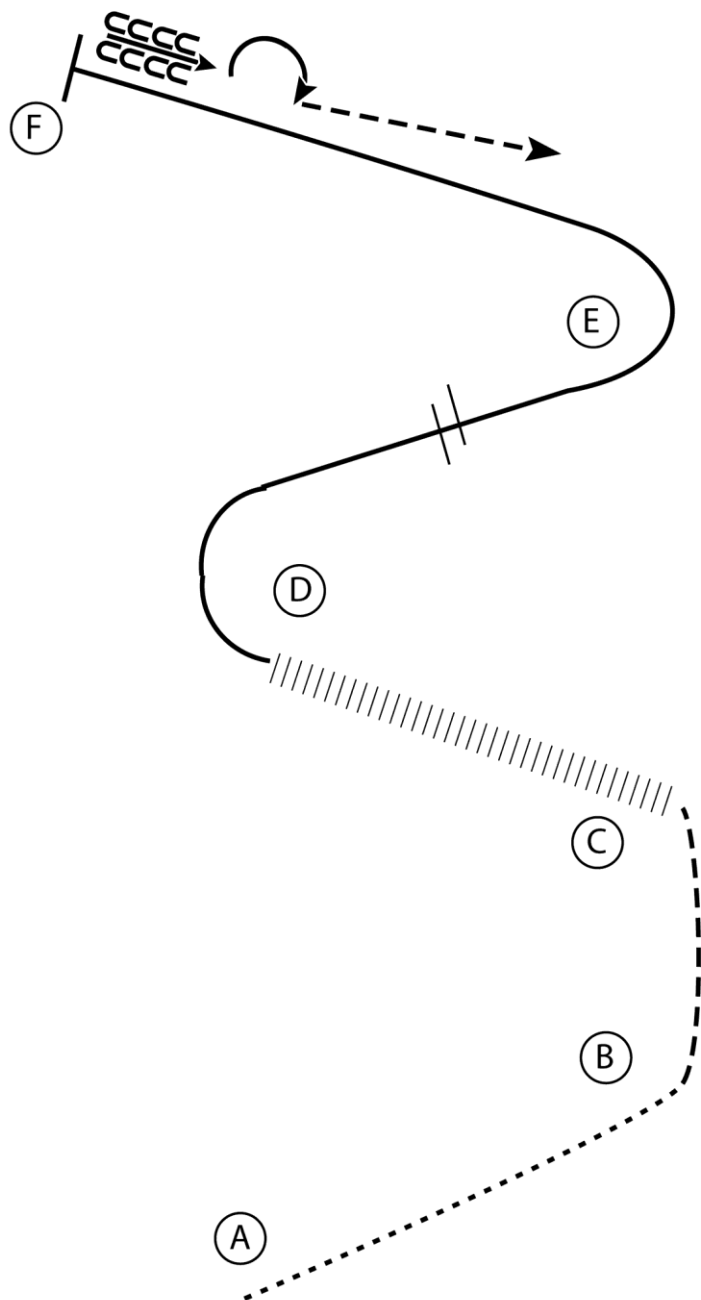
1. Canter on the right lead from A to B
2. At B circle to the right at the posting trot
3. At B canter on the left lead around C
4. Halfway between C and D break to the walk
5. Walk to D. At D stop and perform a 180 degree turn on the forehand to the right
6. Back one horse length
7. Sitting trot to the exit

Walk	-----
Trot	- - - - -
Extended Trot	-----
Canter	=====
Leg Yield	
Lead Change	↘
Back	←←←←←
Marker	(B)
Sidepass	←-----←
Hand Gallop	-----

AQHA/NQHA The Dutch Championship 2018

HUNT SEAT EQUITATION AQHA Amateur, Youth

w w w . H o r s e S h o w P a t t e r n s . c o m



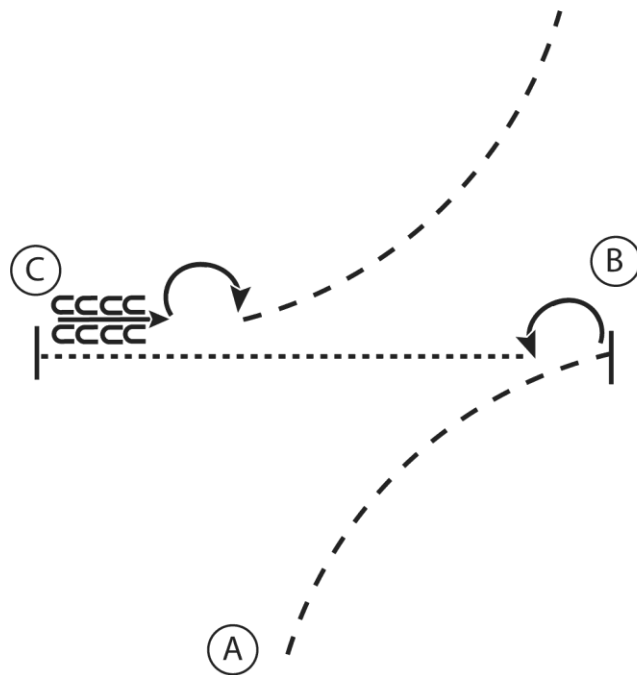
1. Walk A to B
2. Sitting trot B to C
3. Leg yield C to D
4. At D canter on the right lead towards E
5. When halfway to E perform a lead change and continue at the canter around E to F
6. At F stop and back 4 steps
7. Perform a 180 degree turn to the right on the forehand
8. Posting trot on the left diagonal to exit

Walk
Trot	-----
Extended Trot	-----
Canter	—————
Leg Yield	
Lead Change	⚡
Back	← C C C C ← C C C C
Marker	Ⓚ
Sidepass	← - - - ←

AQHA/NQHA The Dutch Championship 2018

WESTERN HORSEMANSHIP Walk & Jog NQHA, AQHA L1 Amateur, L1 Youth

w w w . H o r s e S h o w P a t t e r n s . c o m



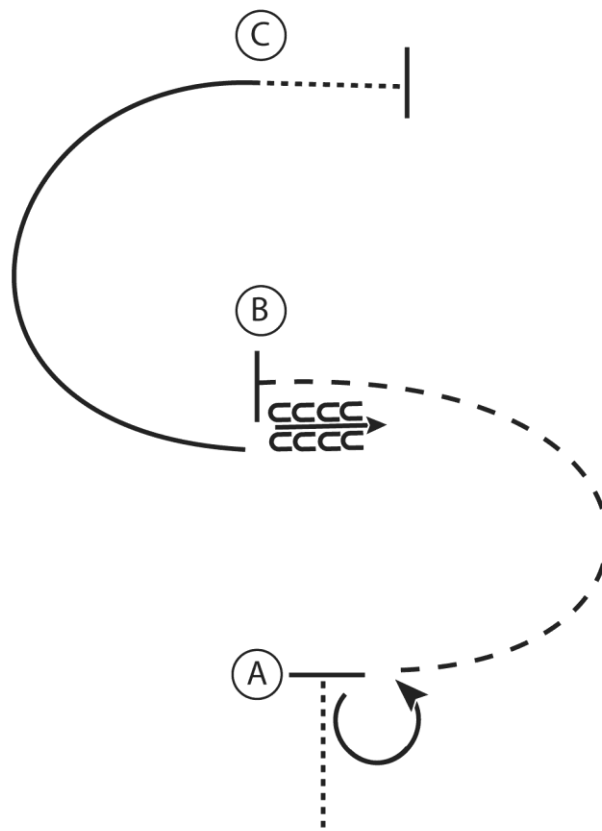
1. Jog a quarter circle from A to B
2. Stop at B and perform a 180 degree turn to the left on the hindquarters
3. Walk to C
4. At C stop and back 4 steps
5. Perform a 180 degree turn to the right
6. Jog a quarter circle to exit

Walk
Jog	-----
Extended Jog	-----
Lope	—————
Leg Yield	
Lead Change	↘
Back	← 3333
Marker	ⓑ
Sidepass	← - - - - ←

AQHA/NQHA The Dutch Championship 2018

WESTERN HORSEMANSHIP NQHA, AQHA L1 Amateur, L1 Youth

w w w . H o r s e S h o w P a t t e r n s . c o m



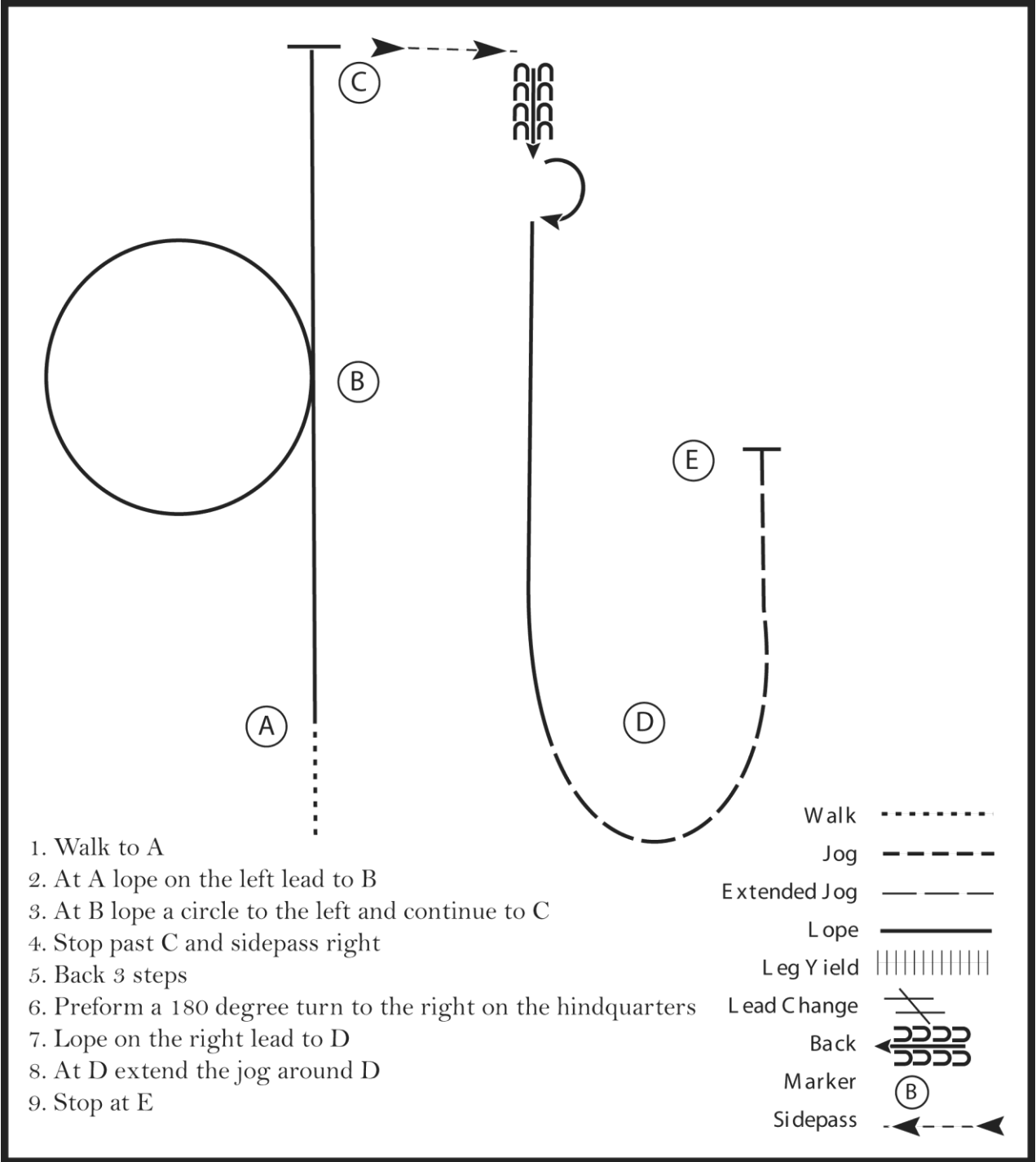
1. Walk to A
2. Stop at A and perform a 270 degree turn to the left
3. Jog a half circle to B
4. Stop at B and back 3 steps
5. Lope a half circle to C on the left lead
6. At C walk 5 steps and stop

Walk
Jog	-----
Extended Jog	-----
Lope	—————
Leg Yield	
Lead Change	↙↘
Back	←←← ←←←
Marker	(B)
Sidepass	←←←










AQHA/NQHA The Dutch Championship 2018

WESTERN HORSEMANSHIP AQHA Amateur, Youth

www.HorseShowPatterns.com



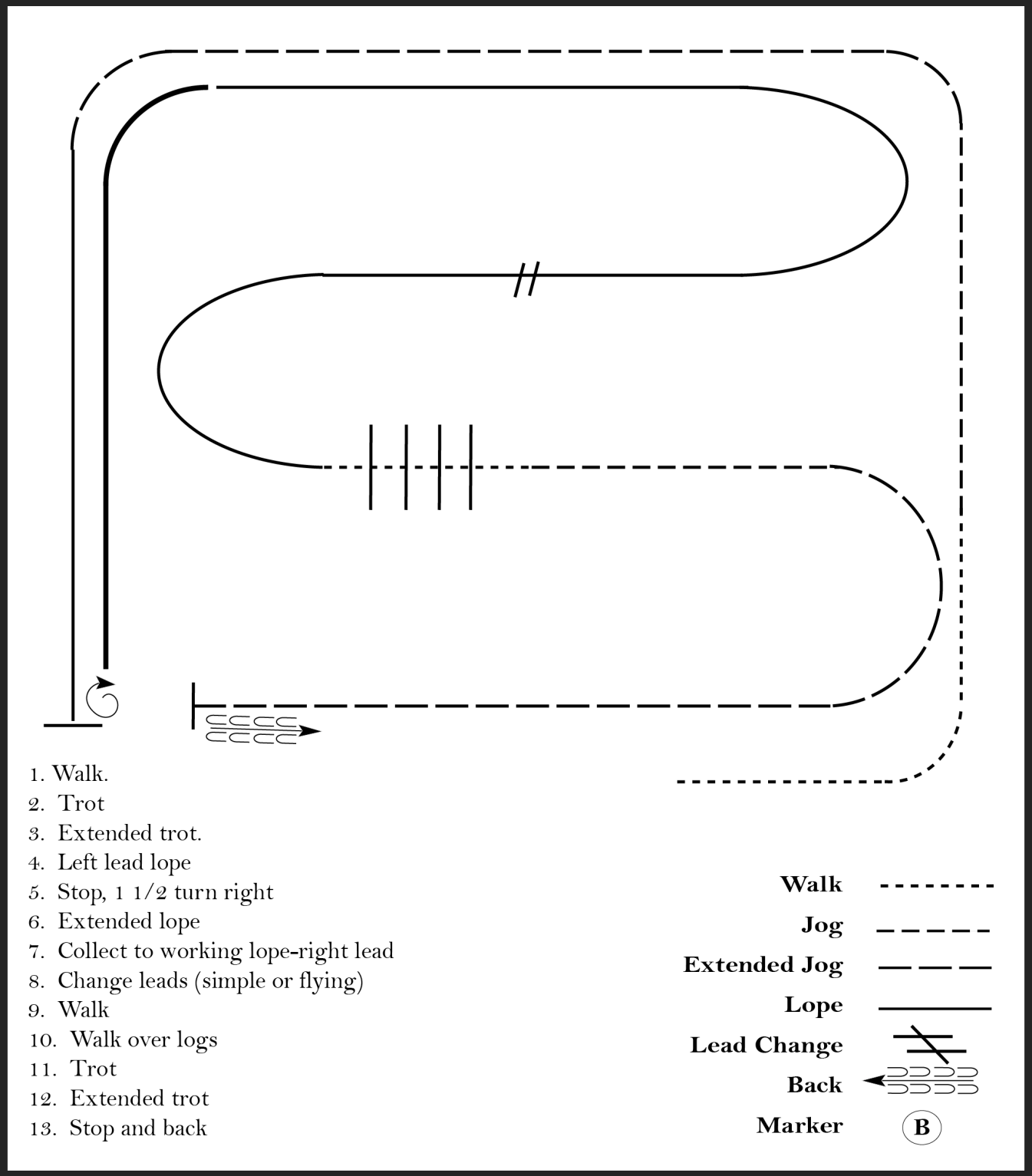
1. Walk to A
2. At A lope on the left lead to B
3. At B lope a circle to the left and continue to C
4. Stop past C and sidepass right
5. Back 3 steps
6. Perform a 180 degree turn to the right on the hindquarters
7. Lope on the right lead to D
8. At D extend the jog around D
9. Stop at E

- Walk 
- Jog 
- Extended Jog 
- Lope 
- Leg Yield 
- Lead Change 
- Back 
- Marker 
- Sidepass 

AQHA/NQHA The Dutch Championship 2018

RANCH RIDING NQHA, AQHA L1 Open, L1 Amateur, L1 youth

www.HorseShowPatterns.com



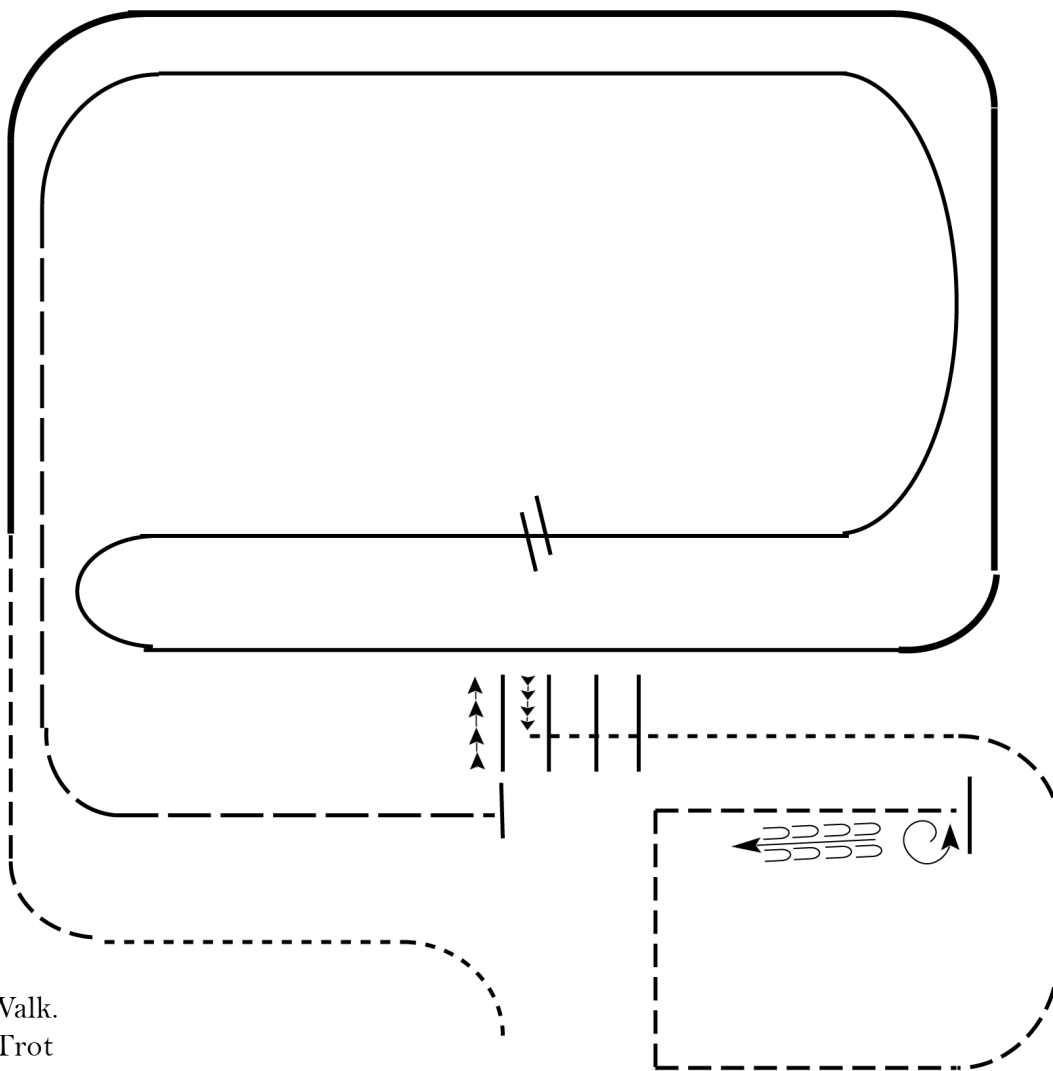
1. Walk.
2. Trot
3. Extended trot.
4. Left lead lope
5. Stop, 1 1/2 turn right
6. Extended lope
7. Collect to working lope-right lead
8. Change leads (simple or flying)
9. Walk
10. Walk over logs
11. Trot
12. Extended trot
13. Stop and back

Walk	-----
Jog	-----
Extended Jog	-----
Lope	-----
Lead Change	////
Back	← 55555
Marker	ⓑ

AQHA/NQHA The Dutch Championship 2018

RANCH RIDING AQHA Open, Amateur, Youth, NQHA Jackpot

w w w . H o r s e S h o w P a t t e r n s . c o m

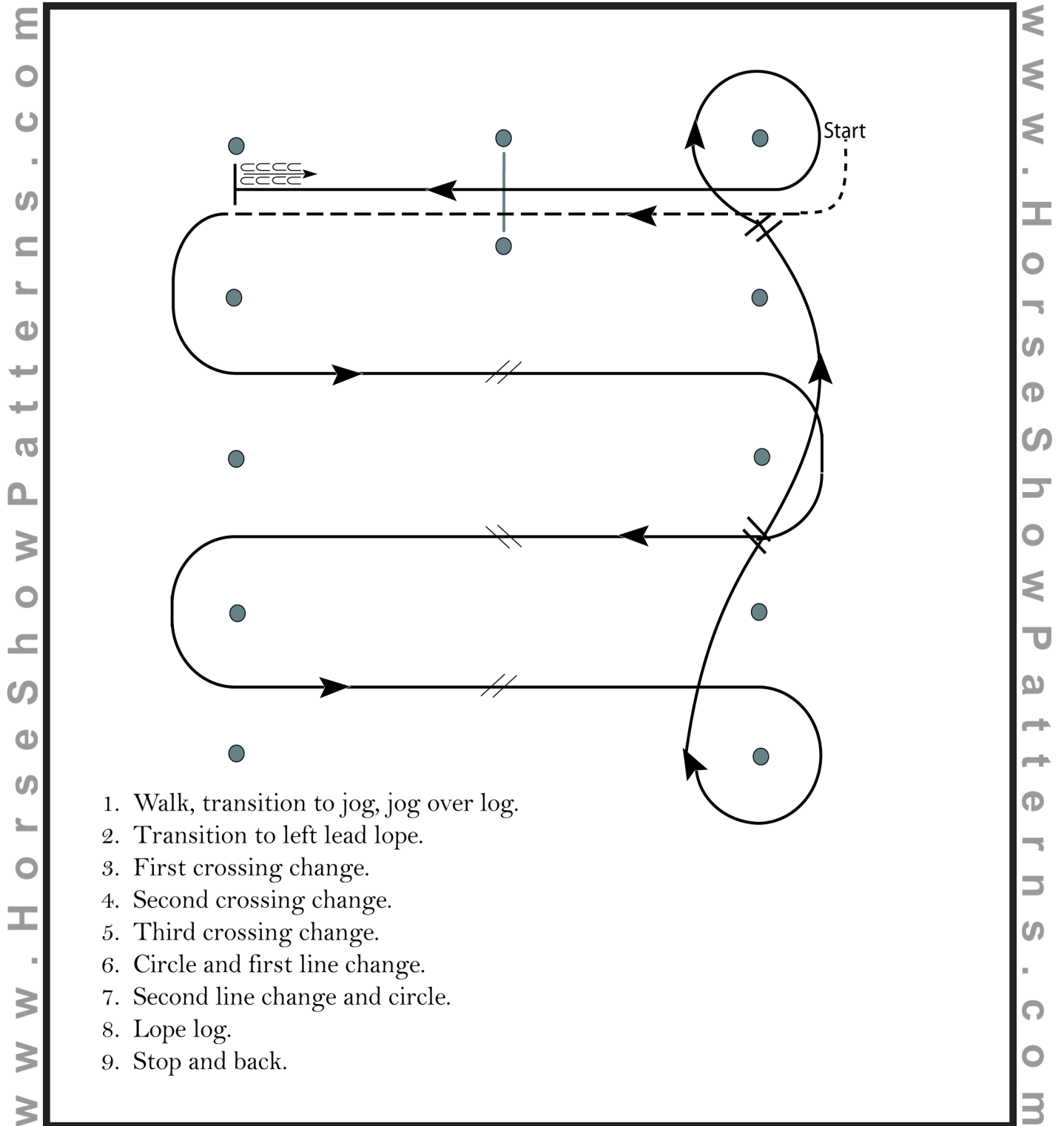


1. Walk
2. Trot
3. Extended lope-right lead
4. Lope right lead
5. Change leads (simple or flying)
6. Lope left lead
7. Extended trot
8. Stop, side pass left, side pass right, 1/2 way
9. Walk over logs
10. Walk
11. Trot square
12. Stop, 360 degree turn left, back

- | | |
|---------------------|-----------|
| Walk | ----- |
| Jog | - - - - - |
| Extended Jog | ----- |
| Lope | ===== |
| Lead Change | |
| Back | |
| Marker | |

AQHA/NQHA The Dutch Championship 2018

WESTERN RIDING NQHA, AQHA L1 open, L1 Amateur, L1 Youth

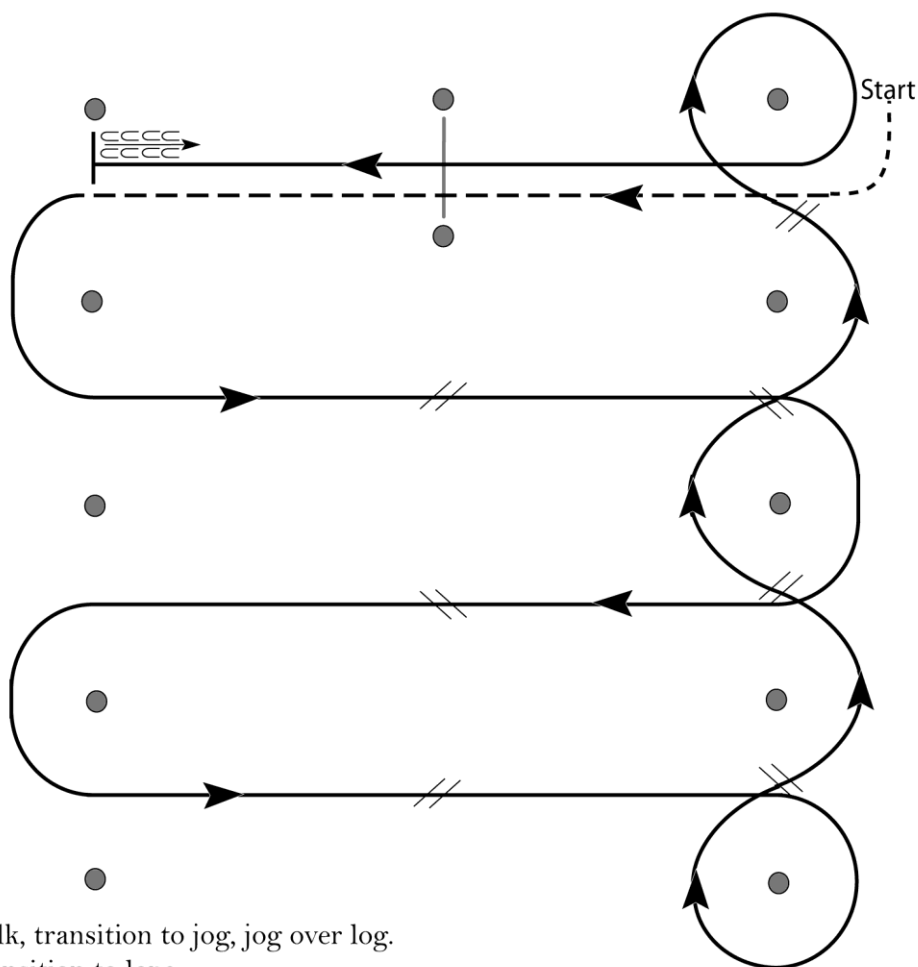


AQHA/NQHA The Dutch Championship 2018

WESTERN RIDING AQHA Open, Amateur, Youth

www.HorseShowPatterns.com

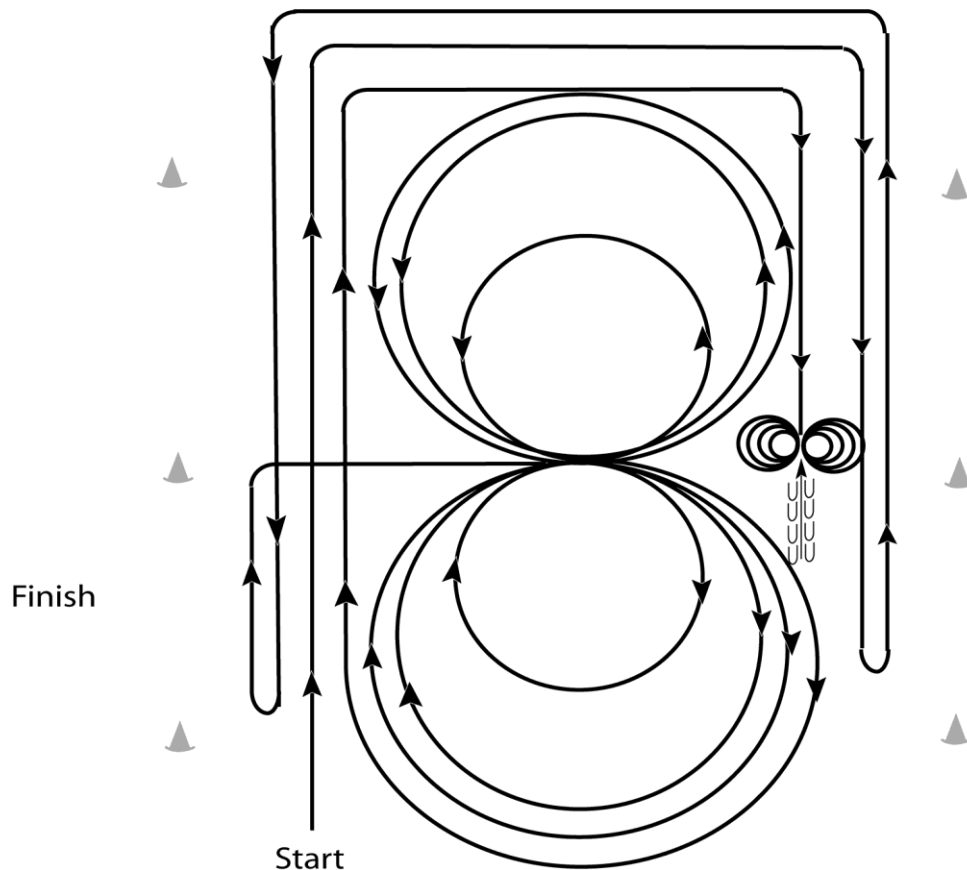
www.HorseShowPatterns.com



1. Walk, transition to jog, jog over log.
2. Transition to lope.
3. First crossing change.
4. Second crossing change.
5. Third crossing change.
6. Circle and first line change.
7. Second line change.
8. Third line change.
9. Fourth line change and circle.
10. Lope log.
11. Lope, stop and back.

AQHA/NQHA The Dutch Championship 2018

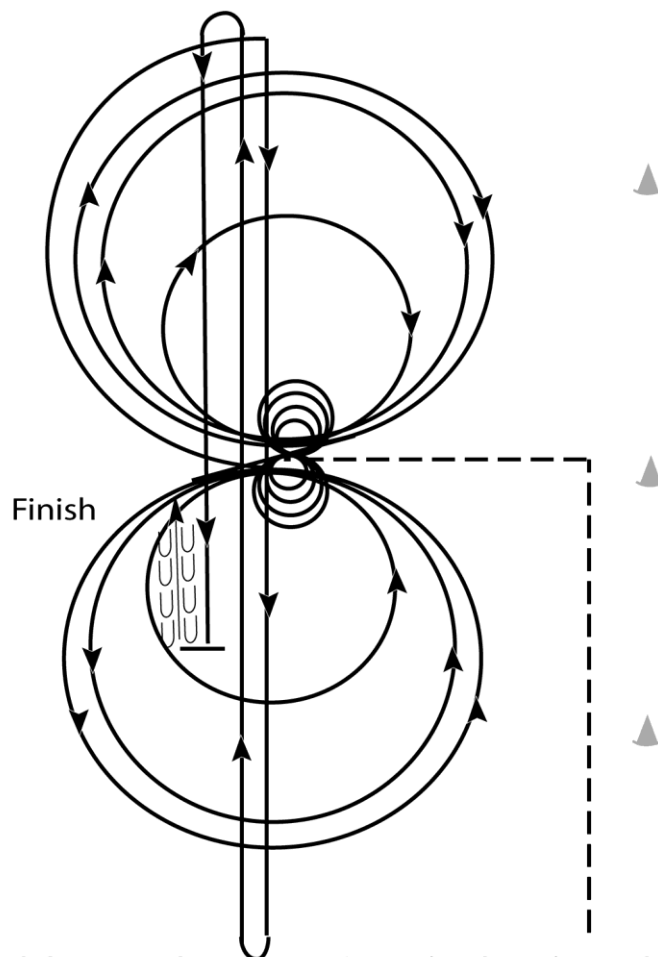
REINING NQHA, AQHA L1 Open, L1 Amateur, L1 Youth



1. Beginning and staying at least twenty feet (6 meters) from the walls or fence, lope straight up the left side of the arena, circle the top end of the arena, run straight down the opposite or right side of the arena past the center marker and do a left rollback - no hesitation.
2. Continue straight up the right side of the arena, circle back around the top of the arena, run straight down the left side, past the center marker and do a right rollback.- no hesitation.
3. Continue up the left side of the arena to the center marker. At the center marker, the horse should be on the right lead. Guide the horse to the center of the arena on the right lead and complete three circles to the right; the first two circles large and fast; the third circle small and slow. Change leads at the center.
4. Complete three circles to the left; the first two circles large and fast; the third circle small and slow. Change leads at the center of the arena.
5. Begin a large fast circle to the right but do not close this circle. Continue up the left side of the arena, circle the top of the arena, run straight down the opposite side of the arena past the center marker and do a sliding stop. Back up at least ten feet (3m). Hesitate.
6. Complete four spins to the right.
7. Complete four spins to the left. Hesitate to demonstrate completion of the pattern.
Rider may drop bridle to the designated judge.

AQHA/NQHA The Dutch Championship 2018

REINING AQHA Amateur, Senior Open, NQHA Maturity, Jackpot

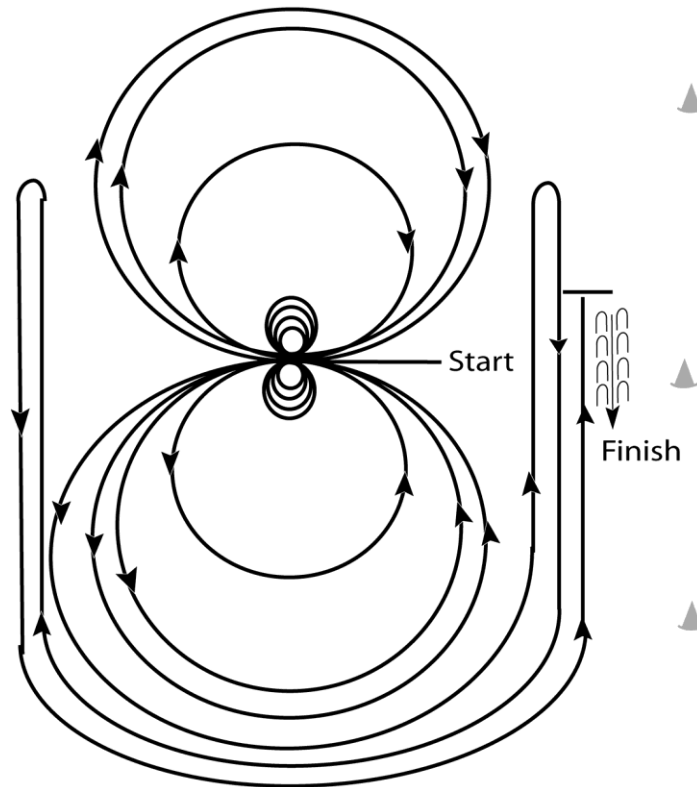


Horses must jog the majority of the way to the center. Failure to jog the majority of the way to the center will result in a 0 for failure to complete the pattern as written. Horses must wal or stop prior to starting pattern. Begin at the center of the arena facing the left wall or fence.

1. Complete four spins to the left. Hesitate.
2. Complete four spins to the right. Hesitate.
3. Beginning on the right lead, complete three circles to the right; the first small and slow; the next two circles large and fast. Change leads at the center of the arena.
4. Complete three circles to the left; the first small and slow; the next two circles large and fast. Change leads at the center of the arena.
5. Begin a large circle to the right, but do not close this circle. Run down the center of the arena past the end marker and do a right rollback - no hesitation. C
6. Run up the middle to the opposite end of the arena past the end marker and do a left rollback - no hesitation.
7. Run past the center marker and do a sliding stop. Back up to the center of the arena or at least 10 feet (3m). Hesitate to demonstrate completion of pattern.

AQHA/NQHA The Dutch Championship 2018

REINING AQHA Youth, Junior Open, NQHA Futurity



Horse must walk or stop prior to starting pattern. Beginning at the center of the arena facing the left wall or fence.

1. Complete four spins to the right.
 2. Complete four spins to the left. Hesitate.
 3. Beginning on the left lead, complete three circles to the left: the first two circles large and fast; the third circle small and slow. Change leads at the center of the arena.
 4. Complete three circles to the right: the first two circles large and fast; the third circle small and slow. Change leads at the center of the arena.
 5. Begin a large, fast circle to the left but do not close this circle. Run up the right side of the arena past the center marker and do a right rollback at least twenty feet (6.09m) from the wall or fence – no hesitation.
 6. Continue back around previous circle but do not close this circle. Run up the left side of the arena past the center marker and do a left rollback at least twenty feet (6.09m) from the wall or fence – no hesitation.
 7. Continue back around previous circle but do not close this circle. Run up the right side of the arena past the center marker and do a sliding stop at least twenty feet (6.09m) from the wall or fence. Back up at least ten feet (3m). Hesitate to demonstrate the completion of the pattern.
- Rider may drop bridle to the designated judge.

AQHA/NQHA The Dutch Championship 2018

FREESTYLE TRAIL



Lope Over



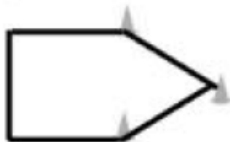
Back Up



Side Pass



Jog Thru Serpentine



Jog Over

